

# Golf Swing Analysis Report - Right Hand

NORAXON

**Subject**

Last Name  
First Name

IMU  
Golf


**Record**

Name  
Date Measured

Kinematic Sequence - Golf Sw...  
8/19/2020 15:37

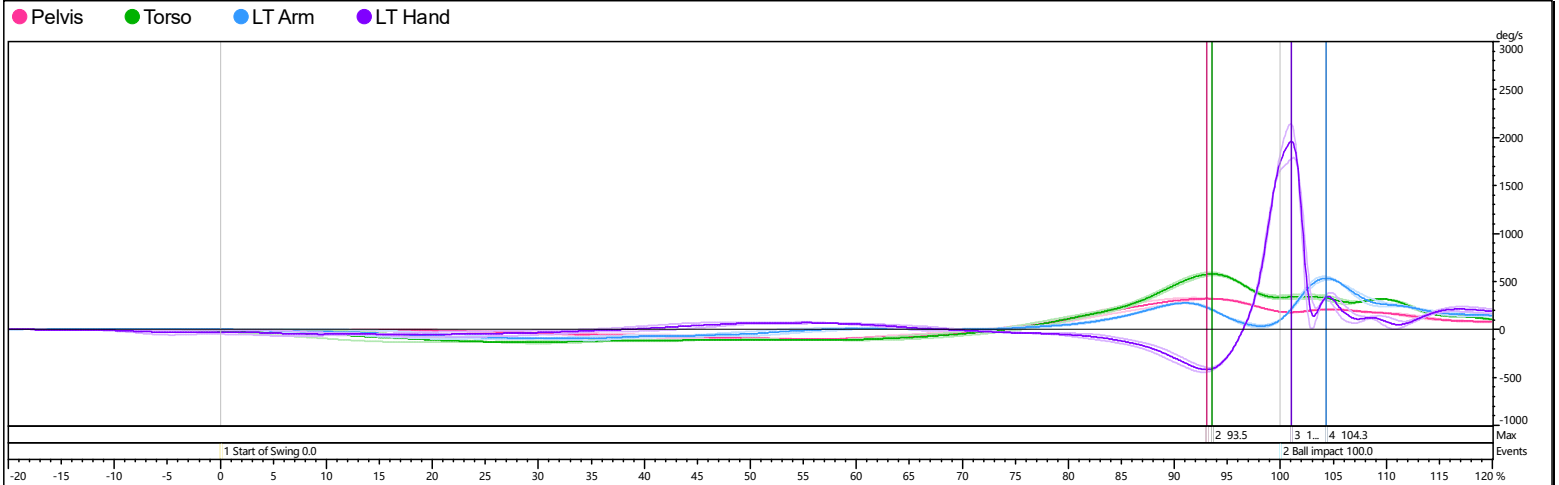


## Video Analysis



PGA Pro Ranges (deg/s)	Pelvis	Torso	Arm	Hand
	420-510	650-720	975-1080	1600-1850

## Kinematic Sequence



	Pelvis	Torso	LT Arm	LT Hand
Time to peak (%)	93 ±1 (1%)	94 ±0 (0%)	104 ±0 (0%)	101 ±0 (0%)
Time to peak (ms)	1419 ±78 (5%)	1429 ±66 (5%)	1594 ±67 (4%)	1544 ±66 (4%)
Peak (deg/s)	325 ±5 (2%)	578 ±16 (3%)	534 ±19 (4%)	1964 ±175 (9%)

# Golf Swing Analysis Report - Right Hand

NORAXON

**Subject**

Last Name  
First Name

IMU  
Golf

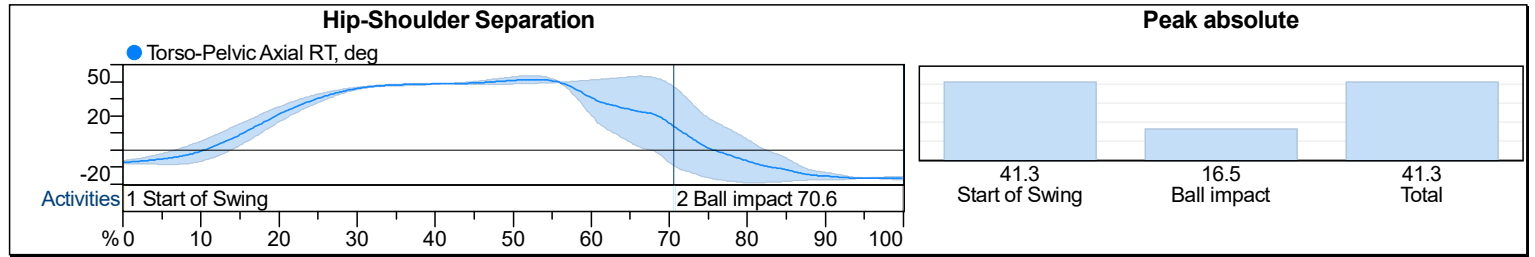
**Record**

Name  
Date Measured

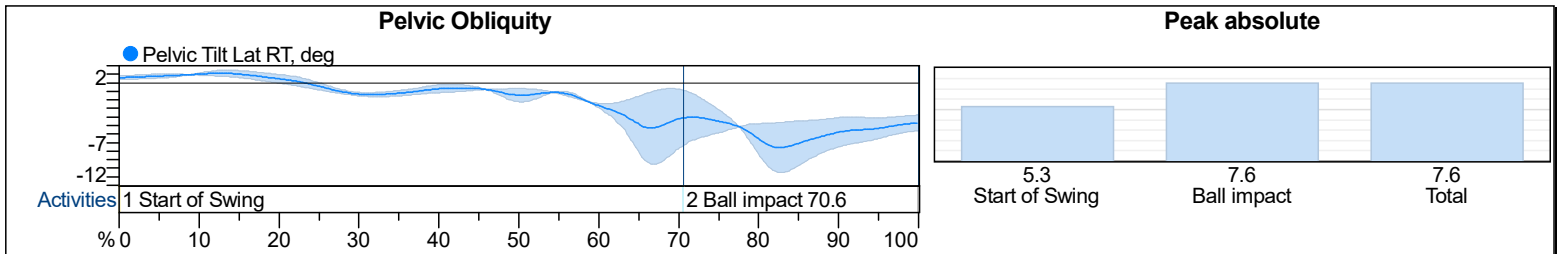
Kinematic Sequence - Golf Sw...  
8/19/2020 15:37



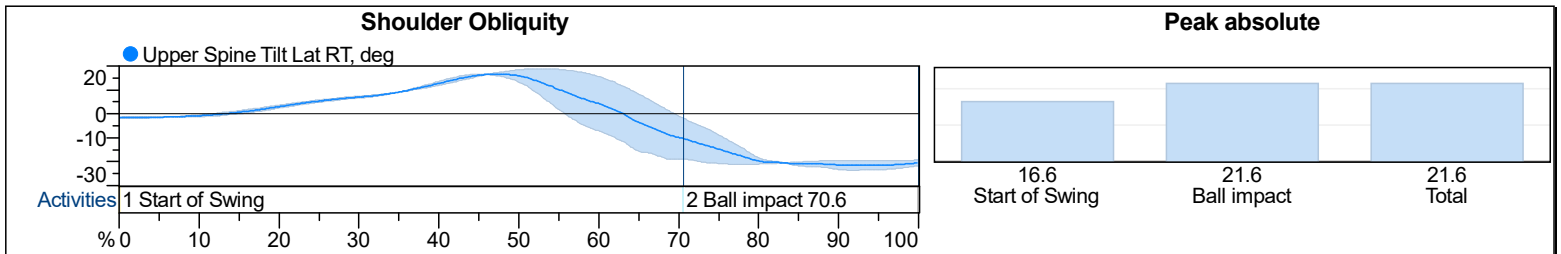
**X-Factor**



**O-Factor**



**S-Factor**



**Subject Comments**

Double-click to insert comments

**Record Comments**

Double-click to insert comments

# Golf Swing Analysis Report - Right Hand

NORAXON

## Subject

Last Name  
First Name

IMU  
Golf

## Record


Name  
Date Measured

Kinematic Sequence - Golf Sw...  
8/19/2020 15:37




Address, 4.67 s


Ninox 300C



### Mean , deg




### Mean Angle, deg

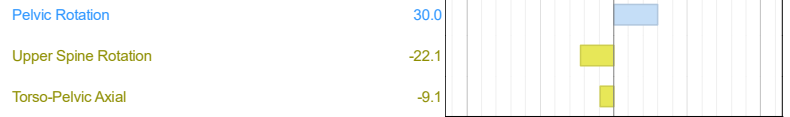


ball impact, 6.26 s


Ninox 300C



### Mean , deg



### Mean Angle, deg



# Golf Swing Analysis Report - Right Hand

NORAXON

**Subject**

Last Name  
First Name

IMU  
Golf

**Record**


Name  
Date Measured

Kinematic Sequence - Golf Sw...  
8/19/2020 15:37




follow-through, 7.19 s

Ninox 300C



Mean , deg



Mean Angle, deg

