

Powers Running Assessment



Patient
Last Name
First Name

2D Markerless
Powers Running Assessment

Record

Name
Date Measured


LT & RT
5/2/2024 14:10



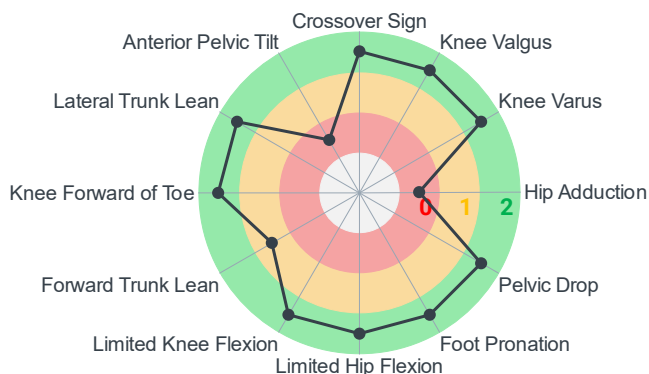
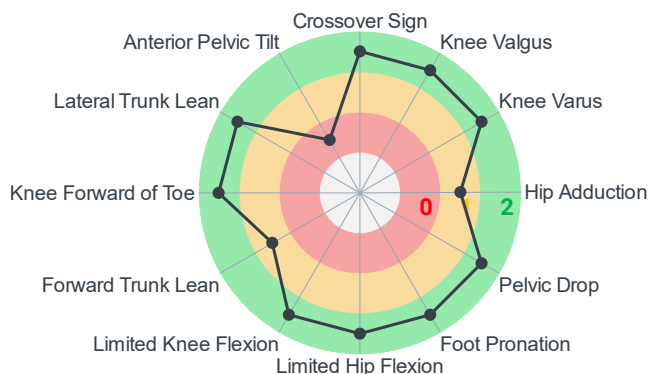
SCORE

LEFT

RIGHT



PARAMETERS



Crossover Sign	
Yes	No
Left	Right
No	No

Knee Valgus		
> 10.0	6.0 - 10.0	< 6.0
Left	Right	
4 deg	-1 deg	

Knee Varus		
> 10.0	6.0 - 10.0	< 6.0
Left	Right	
2 deg	6 deg	

Hip Adduction		
> 10.0	6.0 - 10.0	< 6.0
Left	Right	
8 deg	11 deg	

Pelvic Drop		
> 10.0	6.0 - 10.0	< 6.0
Left	Right	
6 deg	0 deg	

Foot Pronation	
Yes	No
Left	Right
No	No

Limited Hip Flexion		
< 15.0	15.0 - 25.0	> 25.0
Left	Right	
26 deg	25 deg	

Limited Knee Flexion		
< 30.0	30.0 - 40.0	> 40.0
Left	Right	
43 deg	44 deg	

Forward Trunk Lean		
< 5.0	5.0 - 10.0	> 10.0
Left	Right	
8 deg	7 deg	

Knee Forward of Toe	
Yes	No
Left	Right
No	No

Lateral Trunk Lean		
> 10.0	6.0 - 10.0	< 6.0
Left	Right	
2 deg	0 deg	

Anterior Pelvic Tilt		
> 20.0	10.0 - 20.0	< 10.0
Left	Right	
25 deg	23 deg	

Powers Running Assessment




Patient
Last Name
First Name

2D Markerless
Powers Running Assessment

Record
Name
Date Measured

LT & RT
5/2/2024 14:10



RUNNING PHASE PARAMETERS

Stance Phase, %	Left	44.1±1.8	
	Right	40.6±1.0	
	Diff, %	-7.8	
Swing Phase, %	Left	55.9±1.8	
	Right	59.4±1.0	
	Diff, %	6.2	
Total Flight Duration, ms		112±15	
Total Contact Duration, ms		623±12	

RUNNING TEMPORAL PARAMETERS

Step Time, ms	Left	372±7	
	Right	363±13	
	Diff, %	-2.4	
Stride Time, ms		736±12	
Cadence, step/min		163±3	

Powers Running Assessment



Patient
Last Name
First Name

2D Markerless
Powers Running Assessment

Record
Name
Date Measured


LT & RT
5/2/2024 14:10



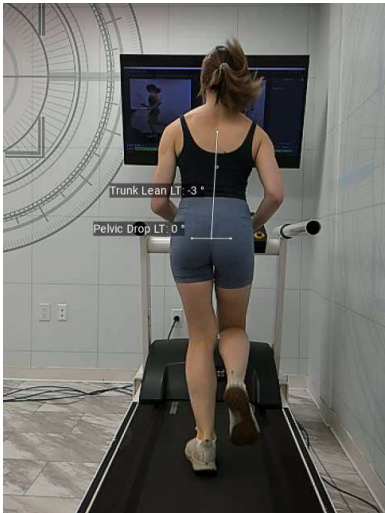
VIDEO ANALYSIS

Ankle Dorsiflex Max LT, 5.96 s

Ninox 120




Ninox 2

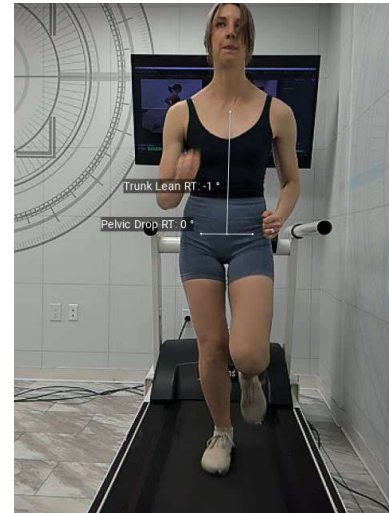


Ankle Dorsiflex Max RT, 22.07 s

Ninox 120



Ninox 2



Powers Running Assessment



Patient
Last Name
First Name

2D Markerless
Powers Running Assessment


Record
Name
Date Measured

LT & RT
5/2/2024 14:10



Knee Flexion Max LT, 6.67 s

Ninox 120




Ninox 2

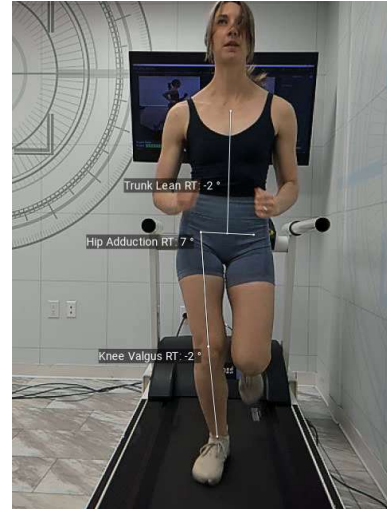


Knee Flexion Max RT, 23.52 s

Ninox 120



Ninox 2



Powers Running Assessment



Patient
Last Name
First Name

2D Markerless
Powers Running Assessment


Record
Name
Date Measured

LT & RT
5/2/2024 14:10



Initial Contact LT, 7.27 s

Ninox 120



Ninox 2

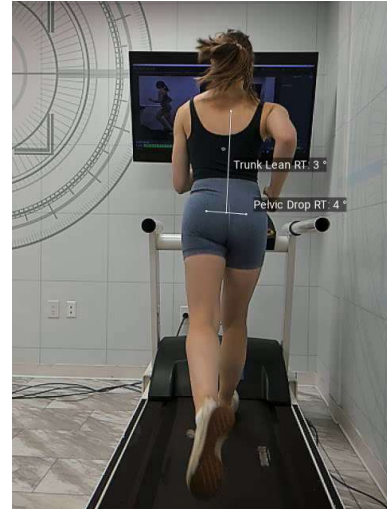


Initial Contact RT, 6.89 s

Ninox 120



Ninox 2



Powers Running Assessment



Patient
Last Name
First Name

2D Markerless
Powers Running Assessment


Record
Name
Date Measured

LT & RT
5/2/2024 14:10



Pelvic Tilt at Toe off LT, 8.33 s

Ninox 120

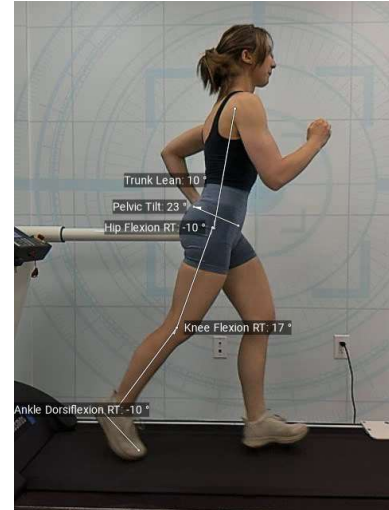


Ninox 2




Pelvic Tilt at Toe off RT, 22.22 s

Ninox 120



Ninox 2



Powers Running Assessment



Patient
Last Name
First Name

2D Markerless
Powers Running Assessment


Record
Name
Date Measured

LT & RT
5/2/2024 14:10



Pelvic Drop Max RT, 23.85 s

Ninox 120




Ninox 2

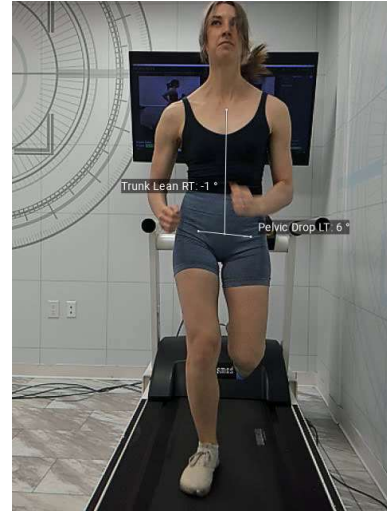


Pelvic Drop Max LT, 20.52 s

Ninox 120



Ninox 2



Powers Running Assessment



Patient
Last Name
First Name

2D Markerless
Powers Running Assessment


Record
Name
Date Measured

LT & RT
5/2/2024 14:10



Foot Pronation Max LT, 8.86 s

Ninox 120



Ninox 2

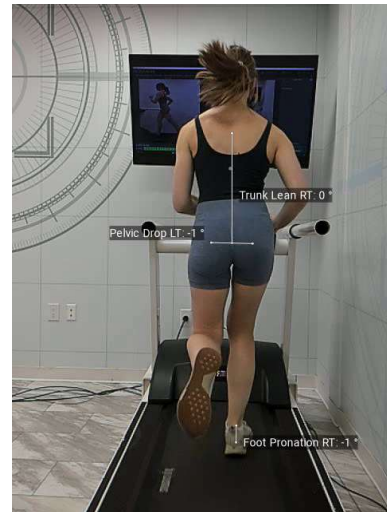


Foot Pronation Max RT, 6.26 s

Ninox 120



Ninox 2



Powers Running Assessment



Patient
Last Name
First Name

2D Markerless
Powers Running Assessment


Record
Name
Date Measured

LT & RT
5/2/2024 14:10



Hip Adduction Max LT, 22.38 s

Ninox 120




Ninox 2



Hip Adduction Max RT, 22.01 s

Ninox 120



Ninox 2



Powers Running Assessment



Patient
Last Name
First Name

2D Markerless
Powers Running Assessment


Record
Name
Date Measured

LT & RT
5/2/2024 14:10

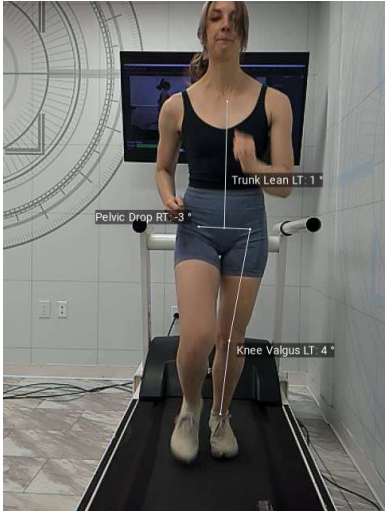


Knee Valgus Max LT, 21.73 s

Ninox 120




Ninox 2

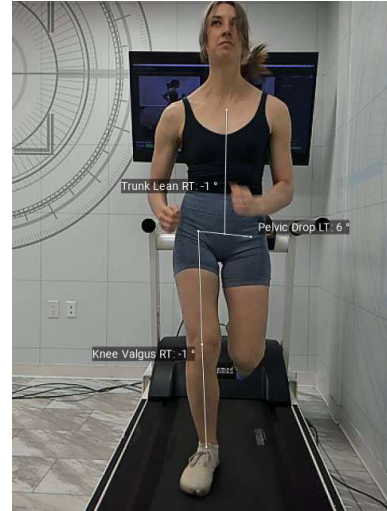


Knee Valgus Max RT, 20.52 s

Ninox 120



Ninox 2



Powers Running Assessment



Patient
Last Name
First Name

2D Markerless
Powers Running Assessment


Record
Name
Date Measured

LT & RT
5/2/2024 14:10



Lat Trunk Lean Max LT, 23.23 s

Ninox 120



Ninox 2



Lat Trunk Lean Max RT, 21.35 s

Ninox 120



Ninox 2

